


NSH connector (Wire-to-Wire Adapter)

1mm pitch

[Type]
Crimp style, With secure locking device

[Current rating]
1.0 A (AWG #28)

[Voltage rating]
50V



This is a 1.0 mm pitch, single row, wire-to-wire adapter for 1-N wire configurations, allowing two NSH cable connectors to join together. The basic mating structure is the same as that of the existing NSH connector for Wire-to-Board connections, providing stable mechanical and electrical performance.


TCS connector

1mm pitch

[Type]
With secure locking device

[Current rating]
2A (AWG#26)

[Voltage rating]
50V



Secure locking structure•ECountermeasure for unexpected prying insertion


ACH connector (W to W)

1.2mm pitch

[Type]
Crimp style, With locking device

[Current rating]
2A

[Voltage rating]
50V



This is the wire-to-wire connector for DC power supply.

RGX connector

1.25mm pitch

[Type]
I/O connector, Drawer connector

[Current rating]
Signal line/1.0A(AWG#26)
Power line/15A(AWG#14)

[Voltage rating]
Signal line/50V
Power line/250V



With an in-unit connection, the RGX series is offered as both a signal type and a hybrid type drawer connector with combined signal and power lines. Misalignment is absorbed between units with exceptional durability against insertion and withdrawal forces. Improvements in the contact structure allows for enhanced contact reliability.


RWM connector

1.5mm pitch

[Type]
Drawer connector, Double-row
Crimp style, Disconnectable type

[Current rating]
Signal circuit/1.0A (AWG#26)

[Voltage rating]
Signal circuit/50V



This is a dual-row, signal drawer connector for unit connection. It features a mechanism to absorb misalignment between units and is ideal for locations with few insertion and withdrawal cycles.

TZ/TZW connector

1.5mm pitch

[Type]
Convertible unit into W to W
connection, Matable with CZ
receptacle, With panel locking
device

[Current rating]
2A (AWG#26)

[Voltage rating]
100V



These are the single-row/Dual-row units to connect each socket among the insulation displacement type CZ/CZW connectors or the crimp type CZH/CZHW connectors with 1.5 mm pitch. These units improve the degree of freedom in designing the wiring inside the equipment.


ZIM connector

1.5mm pitch

[Type]
Crimp style, With inner type
secure locking device
Inertial lock structure

[Current rating]
2A (AWG#24)

[Voltage rating]
100V



This is wire-to-wire connector with 1.5 mm pitch dual-row construction. It is hardly affected by external forces and prevents the lock from coming off.

ZM connector

1.5mm pitch

[Type]
Crimp style

[Current rating]
0.7A (AWG#28)

[Voltage rating]
50V



This 1.5 mm pitch wire-to-wire connector is a compact, space-saving interconnect that mates with both crimp and IDC sockets. The four-sided box housing structure is resistant to mechanical stress and misalignment which can cause irregular external forces during the insertion and withdrawal process.


ZND connector (Wire-to-Wire)

1.5mm pitch

[Type]
Crimp style, Double-row, With
secure locking device
Crimp style, Compact type

[Current rating]
2A (AWG#24)

[Voltage rating]
100V



This is the 1.5 mm pitch dual-row type wire-to-wire connector with secure locking device that is correspondent to the high-density equipment design. A good mating feel makes the occurrence of incomplete mating suppressed.


ZOM connector

1.5mm pitch

[Type]
Crimp style, With inner type
secure locking device
Crimp style, Compact type

[Current rating]
2A (AWG #24)

[Voltage rating]
100V



This is a small-sized, wire-to-wire, single row connector at 1.5mm pitch. It is not only compact for applications with limited space, but also provides a clear mating and locking sensation upon connecting the plug and receptacle. In addition, the ZOM series comes with low-insertion force contacts which can improve operability when mating and unmating the connector.

ZWP connector

1.5mm pitch

[Type]
Crimp style, With inner type
secure locking device
Crimp style, Waterproof
connector

[Current rating]
2A (AWG#24)

[Voltage rating]
50V



This is the waterproof type 1.5 mm pitch wire-to-wire connector incorporating the inner lock structure.

JWPF connector (Wire-to-Wire)

2mm pitch

[Type]
Crimp style, Waterproof
connector

[Current rating]
3A (AWG#22)

[Voltage rating]
100V



This JWPF connector can be used for the place of which especially waterproof is required. This is wire-to-wire connector and has water ingress protection with an IPX7 rating per IEC 60529 (grade 7 per JIS C 0920).


JWPF connector (Wire-to-Wire, Panel lock type)

2mm pitch

[Type]
Crimp style, With panel locking device
Crimp style, Waterproof connector

[Current rating]
3A (AWG#22)

[Voltage rating]
100V



This is a panel lock type 2.0 mm pitch wire-to-wire connector with water ingress protection with an IPX7 rating per IEC 60529 (grade 7 per JIS C 0920), suitable for use for the place of which waterproof is required.

PAL connector

2mm pitch

[Type]
Crimp style, With secure locking device

[Current rating]
3A (AWG#22)

[Voltage rating]
100V



This is a plug type crimp style connector for wire-to-wire in the 2.0 mm pitch PA family connectors with secure locking device. It is applicable for mating with both crimp and insulation displacement style PAF connector socket. Two types connector such as a panel lock with retainer mountable type and a free hanging type can be prepared.

PNI connector (Wire-to-Wire)

2mm pitch

[Type]
Crimp style, With secure locking device
Inertial lock structure

[Current rating]
3A (AWG#22)

[Voltage rating]
100V



This connector is a 2.0 mm pitch wire-to-wire connector, having incomplete mating prevention mechanism.

TR connector

2mm pitch

[Type]
Crimp style, With panel locking device

[Current rating]
1.0A (AWG#26)

[Voltage rating]
100V



With panel lock devices *Crimp style PHN and insulation displacement KR/CR connector receptacles can be accommodated by the TR connector.


JFA connector J1000 Series (W to W)

2.2mm pitch

[Type]
Crimp style

[Current rating]
6.4A (3 circuits/AWG#18)

[Voltage rating]
125V: J1100 series
250V: J1800 series



Connectors for signal circuit or power supply circuit, applicable to the factory automation, heavy electric machinery, and other industrial equipment in general. In spite of various kinds of housings available, their contacts are designed to be common. The applicable tooling can be standardized.


HM connector

2.5mm pitch

[Type]
Mates with crimp style/IDC style HR receptacle

[Current rating]
Insulation displacement HR/2A,
Crimp style HR/3A

[Voltage rating]
250V



Introducing a 2.5 mm pitch plug styled wire-to-wire HM connector that supports both HR crimp and HR insulation displacement sockets which is cost-efficient and highly reliable.

JFA connector J2000 Series (W to W)

2.5mm pitch

[Type]
Crimp style

[Current rating]
MAX 4.6A (3 circuits/AWG#20)

[Voltage rating]
250V



Connectors for miniaturization of electronic equipment. Center locking and side locking options can be used depending on the required application. Receptacle and tab contacts are designed to be common with all JFA connector J2000 series.


RCY connector

2.5mm pitch

[Type]
Crimp style, With locking device

[Current rating]
MAX 3A

[Voltage rating]
MAX 250V



Space-saving and low-profile 2.5 mm pitch wire-to-wire connector. The free spring in the socket contact ensures excellent insertion/withdrawal operation and stable contact performance.


SM connector

2.5mm pitch

[Type]
Crimp style, With locking device

[Current rating]
MAX 3A

[Voltage rating]
MAX 250V



*High contact pressure*Secure lock mechanism*Mountable on panels of various thickness without using tools.*The contacts are individually surrounded by housing walls.


THR connector

2.5mm pitch

[Type]
Matable with HR receptacle

[Current rating]
Insulation displacement HR/ 2A
Crimp style HR/ 3A

[Voltage rating]
250V



This is a 2.5 mm pitch wire-to-wire connector designed to be compatible with HR connector. The arm lock and panel lock structures provide easy installation and releasing.


XA connector (Wire-to-Wire)

2.5mm pitch

[Type]
Crimp style, With secure locking device

[Current rating]
3A (AWG#22,#20)

[Voltage rating]
250V



This is a 2.5 mm pitch wire-to-wire connector which the socket is common with XA connector for wire-to-board connection. In addition to two types of free hanging and panel mount, this product also provides a lineup of retainer compatible products.

XAD connector (Wire-to-Wire)

2.5mm pitch

[Type]
Crimp style, Double-row, With secure locking device

[Current rating]
3A (AWG#20)

[Voltage rating]
250V



This is dual-row panel mountable wire-to-wire connector for the XAD connector for printed circuit board (wire side).


XM connector (W to W)

2.5mm pitch

[Type]
Crimp style, With inner type secure locking device

[Current rating]
3A

[Voltage rating]
250V



*The inner-housing lock secures the plug to the receptacle and prevents accidental disconnection.*Secondary retainers provide added protection against non-insertion or disconnection.*Housing lances*Mountable on panels of various thickness without using tools.


XMA connector

2.5mm pitch

[Type]
Crimp style, With locking device

[Current rating]
3A (AWG#22)

[Voltage rating]
250V



This connector is a 2.5mm pitch wire-to-wire connector, having incomplete mating prevention mechanism. 2-circuit and 3-circuit connectors have control key to prevent connector from mating with incorrect circuits, thus, several same circuit connectors can be used.


HIL connector

3.3mm pitch

[Type]
Crimp style, With inertia force mechanism with secure locking device

[Current rating]
5A (2 circuits/AWG#18)

[Voltage rating]
300V



This HIL connector is 3.3mm pitch wire-to-wire connector that has a mechanism to prevent an incomplete mating when mating connector.

BHS connector (W to W)

3.5mm pitch

[Type]
For LCD back light lamps, Compact type

[Current rating]
1.0A

[Voltage rating]
1400V



Wire-to-wire version connectors, designed for connecting liquid crystal display back light lamp to their starters.

JFA connector J300 series (W to W 3.81mm pitch)

3.81mm pitch

[Type]
Crimp style

[Current rating]
15A (Single circuit/AWG#14)

[Voltage rating]
250V



Available in both wire-to-board and wire-to-wire connection, the JFA connector is applicable to a wide range of applications e.g. from signal to output circuits.


BL connector

3.96mm pitch

[Type]
Crimp style, For short-circuit connection

[Current rating]
MAX 7A/line

[Voltage rating]
MAX 300V



The contacts for short-circuit connection are to be mounted in the housing*Housing lances*Secondary retainers enhance safety in case of partial insertion or accidental release of the contact.*The panel lock is designed to prevent tangling with wires and accidental breakage because of handling.


HL connector (W to W)

3.96mm pitch

[Type]
Crimp style, With inner type secure locking device

[Current rating]
MAX 7A

[Voltage rating]
MAX 300V



The low insertion force contacts reduce surface finish wear and reduce the effects of stress relaxation.*The inner-housing lock secures the plug to the receptacle and prevents accidental disconnection.*Housing lances*The panel lock is designed to prevent tangling with wires and accidental breakage because of handling.


SL connector

3.96mm pitch

[Type]
Crimp style, With inner type secure locking device

[Current rating]
MAX 7A

[Voltage rating]
MAX 300V



*The low insertion force contacts reduce surface finish wear and reduce the effects of stress relaxation.*Housing lances*The inner-housing lock secures the plug to the receptacle and prevents accidental disconnection.


BHM connector

4mm pitch

[Type]
For LCD back light lamps

[Current rating]
1.0A

[Voltage rating]
600V



This is a wire-to-wire receptacle with only 3.7 mm in thickness for thinner LCD displays. Ideal for relay connections between the backlight and power supply. Smoothly connects with the BH connector as the mating half.


JWPS connector (W to W)

4mm pitch

[Type]
Crimp style, Waterproof connector

[Current rating]
4A (AWG#22)
5A (AWG#20)
6A (AWG#18)

[Voltage rating]
300V



This JWPS connector can be used for the place of which especially waterproof is required. This is the wire-to-wire connector that is grade 7 ingress protection of JIS C 0920 (IPX7 of IEC 60529).

EL connector

4.5mm pitch

[Type]
Crimp style, With locking device

[Current rating]
MAX 10A

[Voltage rating]
MAX 300V



The contacts for the compact EL connector can be easily inserted into the connector housings. The plug housing and the receptacle housing can be smoothly mated even if they are mechanically distorted.

YL connector

4.5mm pitch

[Type]
Crimp style, With inner type secure locking device

[Current rating]
10A
(7A when retainers are mounted)

[Voltage rating]
300V



*The inner-housing lock secures the plug to the receptacle and prevents accidental disconnection.*The secondary retainers enhance safety in case of partial insertion or accidental release of the contact.*Housing lances


YLN connector

4.5mm pitch

[Type]
Crimp style, With inertia force mechanism with secure locking device

[Current rating]
10A
(7A when retainers are mounted)

[Voltage rating]
300V



The YLN connector adds variation in shape to the existing color variations of the YL connector in order to improve identification of connectors. Moreover, this connector has a mechanism to prevent incomplete mating by utilizing the inertia force generated when the plug and receptacle are mated and therefore, ensures complete mating.

WPJ connector (W to W)

5mm pitch

[Type]
Crimp style, Waterproof connector

[Current rating]
7A (AWG#18)

[Voltage rating]
300V



Compact, Water Resist and Durable. This connector for electrical connection can be used on both water and non-water resistance conditions, depending on usage.


XL connector (W to W)

5mm pitch

[Type]
Crimp style, With locking device

[Current rating]
MAX 10A

[Voltage rating]
MAX 300V



*The box-shaped contacts serve as socket contacts in a wide variety of applications from low-voltage, low-current signal circuits to power supply circuits.*Since the contacts are individually and totally surrounded by housing walls (egg-crate style), and since the contact pitch is 5.0mm, the electrical creep distances and dielectric spacing are great enough to meet most safety requirements.


ZL connector

5mm pitch

[Type]
Crimp style, With locking device

[Current rating]
MAX 10A

[Voltage rating]
MAX 300V



*The box-shaped contacts serve as socket contacts in a wide variety of applications from low-voltage, low-current signal circuits to power supply circuits.*Housing lances*Secondary retainers*Mountable on panels of various thickness without using tools

JFA connector J300 series (W to W 5.08mm pitch)

5.08mm pitch

[Type]
Crimp style

[Current rating]
15A (Single circuit/AWG#14)

[Voltage rating]
600V



Available in both wire-to-board and wire-to-wire connection, the JFA connector is applicable to a wide range of applications e.g. from signal to output circuits.


JFA connector J300 series (W to W 5.4mm pitch)

5.4mm pitch

[Type]
Crimp style

[Current rating]
5A(AWG#16, When applying to all circuits.)

[Voltage rating]
600V



By taking the advantage of low insertion force of JFA connector, only the simple construction of a housing and contacts provides the collective connection of multi-circuit of power supply line.


VL connector (Wire-to-Wire)

6.2mm pitch

[Type]
Crimp style, With inner type secure locking device

[Current rating]
20A

[Voltage rating]
600V



This is a 6.2 mm pitch wire-to-wire connector with a maximum current rating of 20 A. It comes with a large housing lock to ensure a safe connection for high-current circuits. Additionally, using a retainer prevents incomplete insertion and contact backout, further enhancing connection reliability.


VL connector HIGH CURRENT TYPE (Wire-to-Wire)

6.2mm pitch

[Type]
Crimp style

[Current rating]
23A (1, 2circuits/AWG#12)

[Voltage rating]
600V



This VL connector is 6.2 mm pitch wire-to-wire and wire-to-board connector, designed for large current. The connector suitable for the large electric current has been realized by using highly-conducting material, so that the connection of large current circuit enables.


MWP connector

7mm pitch

[Type]
Crimp style, Waterproof connector

[Current rating]
MAX 7A

[Voltage rating]
MAX 300V



*The low insertion force contacts reduce surface finish wear and reduce the effects of stress relaxation.*Housing lances*The inner-housing lock secures the plug to the receptacle and prevents accidental disconnection.

JFA-B connector

7.5mm pitch

[Type]
Crimp style

[Current rating]
9A (AWG#14)• Total inputs per system

[Voltage rating]
600V



JFA-B is a connector suitable for 1:2 branching of signals and power supplies for factory automation, heavy electrical equipment, railroad and other general industrial equipment applications.
•EApplicable to wide range of wires sizes (AWG #28 to AWG #14)•E Keying available to prevent incorrect mating•EThese same contacts are used in the JFA Connector J300 Series

JFA connector J5000 series (W to W)

11mm pitch

[Type]
Crimp style

[Current rating]
50A (Single circuit/AWG#8)

[Voltage rating]
600V




This connector is corresponding to large current up to 50 A with single circuit (when using AWG #8). The 4 and 6 circuits of the J5200 series Dual-row type can select either the bulk insertion of the receptacle housing or the module types.

FAH connector

16mm pitch

[Current rating]
50A (AWG#8)

[Voltage rating]
600V




This is a wire-to-wire connector with a 50 A maximum current rating. It is a robust, one-touch, disconnectable connector for high current applications. In addition, both male and female contacts feature the same structure and design. Both tab and receptacle housings are finger-protected to prevent electrical shock.

FAH connector (Screw Lock Type)

16mm pitch

[Current rating]
90A (AWG#4)

[Voltage rating]
600V




This is a 2-circuit wire-to-wire connector with a 90 A maximum current rating. The connector housing comes pre-loaded with contacts. The wires are terminated by ring tongue terminals which are mounted to the connector by screw. The ring tongue terminals can be replaced by busbars.

DAC connector

[Type]
I/O connector, Hybrid connector

[Current rating]
Signal circuit/1.5A(AWG#27, #26)
Power supply circuit/6A(AWG#18)

[Voltage rating]
Signal circuit/50V
Power supply circuit/300V




Hybrid type I/O connector with combined signal and power supply circuits.

OTZ connector

[Type]
I/O connector, Hybrid connector

[Current rating]
Signal circuit/1.0A(AWG#26)
Power supply circuit/5A(AWG#20)

[Voltage rating]
Signal circuit/50V
Power supply circuit/300V




This OTZ connector is a hybrid type I/O connector with combined signal and power supply circuits.*Molded spring structure realized the curtailment of number of component*Space saving*Lever lock function

CL connector

[Type]
IDC style, Branch/Short-circuit connection

[Current rating]
MAX 7A (CL-2218T, CL-2218S)
MAX 15A (CL-1814T, CL-1814S)

[Voltage rating]
300V




The CL is a low-voltage, insulation displacement connector that can be applied using simple tools.

JFA-VL connector

[Type]
Crimp style

[Current rating]
15 A (J4000 Series, When AWG #12 is applied. When applying to all circuits.)

[Voltage rating]
600V




JFA-VL is a highly integrated connector system for electrical circuitry. It is designed for signal and power supply applications for use in factory automation, heavy electric machinery, railway and general industrial equipment. There are three types of 5.6mm, 6.5mm and 6.7mm pitches.

RFC connector (W to W)

[Type]
I/O connector, Drawer connector

[Current rating]
Signal circuit/1.0A(AWG#27,#26)
Power supply circuit/15A(AWG#14)

[Voltage rating]
Signal circuit/50V
Power supply circuit/250V



Signal/hybrid type drawer connector for unit connection. The RFC connector absorbs misalignment between the two units and also excels in durability.

RIC connector

[Type]
Drawer connector, Double-row

[Current rating]
Signal circuit/1.0A (AWG#26)
Power supply circuit/15A (AWG#14)

[Voltage rating]
Signal circuit/50V
Power supply circuit/250V




This connector is a hybrid type double-row drawer connector to connect the units, absorbs misalignment between units, and excels durability. RCZ connector with lever locking device is adopted as applicable socket to prevent coming off the socket and incomplete mating.

RIZ connector

[Type]
Drawer connector, Single-row

[Current rating]
Signal circuit/1.0A(AWG#26)
Power supply circuit/15A(AWG#14)

[Voltage rating]
Signal circuit/50V
Power supply circuit/250V



In unit connection, this RIZ connector is a hybrid type connector with combined signal and power supply circuits, absorbs misalignment between units, and excels durability.*Pitch for signal circuits is 1.5mm. Single row realizes slim design 9.0mm and space reducing.

RPJ connector

[Type]
For rack & panel, Compact type

[Current rating]
2A (AWG#24)

[Voltage rating]
250V




The pin and socket are adopted for use as the small rack panel connector.*Compact designAdoption of pin and socket contacts achieves the miniaturization of connector.*StructureThe floating function adopted for receptacle housing (26 circuits) and plug housing (20 circuits) absorbs misalignment

RIY connector

[Type]
Drawer connector, Double-row

[Current rating]
Signal circuit/2A (AWG#24)
Power supply circuit/15A (AWG#14)

[Voltage rating]
Signal circuit/50V
Power supply circuit/250V



This connector is a hybrid type double-row drawer connector with combined signal and power supply circuits to connect the units. In the signal part, the number of parts reduced by connecting the crimping contact directly.

RIZ connector L-Type

[Type]
Drawer connector, Single-row

[Current rating]
Signal circuit/1.0A(AWG#26)
Power supply circuit/15A(AWG#14)

[Voltage rating]
Signal circuit/50V
Power supply circuit/250V




This connector is a hybrid type single-row drawer connector combined signal and power supply circuits connector to connect the units, absorbs misalignment between units, and excels durability. RIZ connector with lever locking device is adopted as applicable socket to prevent incomplete mating.

RPZ connector

[Type]
I/O connector, Drawer connector

[Current rating]
Signal circuit/1.0A(AWG#26)
Power supply circuit/15A(AWG#14)
Tab/10A(PS connector AWG#16)

[Voltage rating]
Signal circuit/50V
Power supply circuit/250V




Power supply circuit and signal circuit integrated hybrid type drawer connector.*With low insertion force mechanism, mating/unmating life of 20,000 cycles are guaranteed.*Both plug and receptacle have the ESD shielding shell.*For the grounding purpose, #110 tab is equipped with this connector.

RVE connector

[Type]
I/O connector, Drawer connector

[Current rating]
Signal circuit/1.0A (AWG#26)
Power supply circuit/15A (AWG#14)

[Voltage rating]
Signal circuit/50V
Power supply circuit/250V



This connector is a hybrid type drawer connector to connect the unit, absorbs misalignment between units, and it is possible to install with panel lock on plug side. This is drawer connector suitable for the place which is few in insertion and withdrawal cycles.

RWZ connector (L-type)

[Type]
Drawer connector, Double-row

[Current rating]
Signal circuit/1.0A(AWG#26)
Power supply circuit/15A(AWG#14)

[Voltage rating]
Signal circuit/50V
Power supply circuit/250V




This connector is a hybrid type double-row drawer connector combined signal and power supply circuits connector to connect the units. RWZ connector with lever locking device is adopted as applicable socket to prevent incomplete mating.

TBX connector

[Type]
Crimp style, For short-circuit connection
Spring type

[Current rating]
50A (AWG#8)

[Voltage rating]
600V




This is a short-circuit type wire-to-wire connector for power systems that can be configured to a maximum of four lines. The output side, for instance, can be branched into 1 to 3 lines for 1 line on the input side, or vice versa, depending on the application. The TBX connector is to be used with JST part number R8-5 which are general purpose ring tongue terminals.

RWZ connector

[Type]
Drawer connector, Double-row

[Current rating]
Signal circuit/1.0A(AWG#26)
Power supply circuit/15A(AWG#14)

[Voltage rating]
Signal circuit/50V
Power supply circuit/250V




In unit connection, this RWZ connector is a hybrid type double row drawer connector with combined signal and power supply circuits, absorbs misalignment between units, and excels durability.*Pitch for signal circuits is 1.5mm realizes space reducing of drawer connector.

RWZ connector (Power supply system structure reinforced type)

[Type]
Space saving
Drawer connector, Double-row

[Current rating]
15A (6-circuit AWG#14)

[Voltage rating]
250V




This is the power supply system drawer connector which realized excellent toughness and durability by performing the secure guide and positioning when mating with assembled metal pin to the receptacle. In addition to the ease of robust design of the connection in equipment, provide safety and security.

TSD connector

[Type]
I/O connector, Drawer connector

[Current rating]
2A (AWG#24)

[Voltage rating]
Signal circuit/30V
Power supply circuit/300V




This hybrid type drawer connector shares a single design contact between signal and power lines.*The signal contact can be used both for the power and for the signal connections.*Misalignment correction*Highly-reliable contact performance

WPK connector

[Type]
Crimp style, Waterproof
connector

[Current rating]
7A(0.85 sq mm)

[Voltage rating]
12V



This connector is compact and excels in waterproof and durability. This connector can be used for the place which especially waterproof is required. Its waterproof grade is 7 ingress protection of JIS C 0920 (IEC 60529 IPX7).